

# LEDXION S2190 FLOODLIGHT



## LUMINAIRE SPECIFICATIONS

• Power	150W 190W
• Fitting Material	Die-cast aluminium Non-corrosive
• Fitting Color	White Aluminium, Akzo Nobel RAL9006
• Optical Cover	95% Transparency Clear Tempered Glass
• Ingress Protection	IP66
• Impact Protection	IK08
• Voltage	220 ~ 240 Vac 50 / 60Hz
• Electrical Safety Class	Class I
• Operating Temperature	-30 ~ +45°C
• Installation	Mounting Bracket
• Surge Protections	10KV, 20KA

## LED MODULE SPECIFICATIONS

• Color Temperature	3000K Warm White 4000K Neutral White 5300K Cool White
• Color Rendering Index (CRI)	>70 Cool White & Neutral White >80 Warm White
• L70	100,000 Hrs @ 25°C
• PCB Material	Ceramic (Alumina Substrate)
• PCB Trace	Silver Conductor (Ag)
• SMD Connector	WAGO 2060 Series

## OPTIONAL FEATURES

- Driver : Constant Current, 1-10V Dimming, DALI
- Optics : Wide Beam, MB51, NB19


## COMPLIANCE STANDARD

• LED	LM 80
• Driver	CE, EN55015, EN61000, EN61547
• Luminaire	EN60598-1, EN60598-2-5, EN62471, EN62493, EN61000-3, EN61547, EN55015

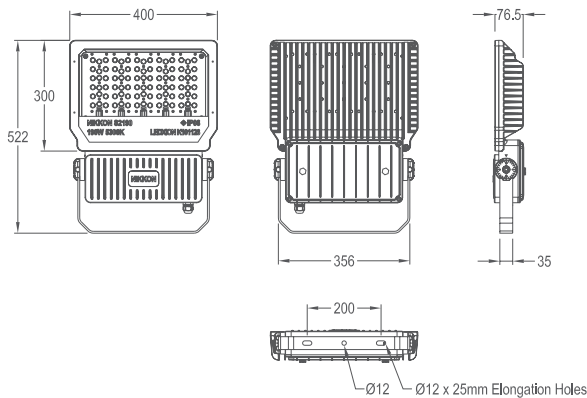
## APPLICATION

- Historical Buildings, Theatres, Pathways, Corridors & Exhibition Halls





## MEASUREMENT & ORDER CODE

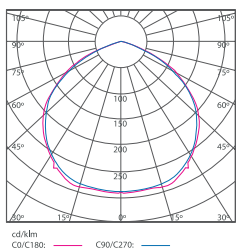


WATTAGE	ORDER CODE	CARTON DIMENSION (L x W x H) mm	NETT WEIGHT
150W	K10126 150W	542 x 420 x 115	9.5 kg
190W	K10126 190W	542 x 420 x 115	9.5 kg

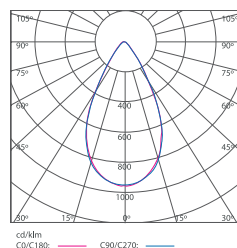
\* Please indicate LED color temperature and optic when ordering.

## PHOTOMETRIC

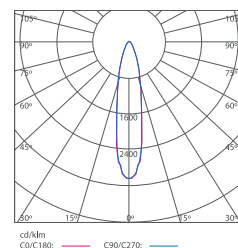
100° Wide Beam Angle (WB)



51° Medium Beam Angle (MB51)



19° Narrow Beam Angle (NB19)



WATTAGE	NO. OF LEDs	TYPICAL LUMINOUS FLUX @ 700 mA	TYPICAL WATTAGE
150W	72	17650	167
190W	90	22800	208

\* All result tested base on 5300K CCT LEDs.